



Armchair	1100/43.3	1070/42.2	970/38.2	540/21.3	510/20.1	480/18.9	-
Recliner Armchair	1100/43.3	1070/42.2	970/38.2	540/21.3	510/20.1	480/18.9	75/3.0
Recliner Armchair (Power)	1100/43.3	1070/42.2	970/38.2	540/21.3	510/20.1	480/18.9	75/3.0
2 Seater Sofa	1100/43.3	1070/42.2	1550/61.0	540/21.3	510/20.1	1060/41.8	-
2 Seater Double Recliner Sofa	1100/43.3	1070/42.2	1550/61.0	540/21.3	510/20.1	1060/41.8	75/3.0
2 Seater Double Recliner Sofa (Manual/Power)	1100/43.3	1070/42.2	1550/61.0	540/21.3	510/20.1	1060/41.8	75/3.0
2 Seater Double Recliner Sofa with Headrest and Lumbar	1100/43.3	1070/42.2	1550/61.0	540/21.3	510/20.1	1060/41.8	75/3.0
3 Seater Sofa	1100/43.3	1070/42.2	2050/80.7	540/21.3	510/20.1	1560/61.5	-
3 Seater Double Recliner Sofa	1100/43.3	1070/42.2	2050/80.7	540/21.3	510/20.1	1560/61.5	75/3.0
3 Seater Double Recliner Sofa (Manual/Power)	1100/43.3	1070/42.2	2050/80.7	540/21.3	510/20.1	1560/61.5	75/3.0
3 Seater Double Recliner Sofa with Headrest and Lumbar	1100/43.3	1070/42.2	2050/80.7	540/21.3	510/20.1	1560/61.5	75/3.0
3 Seater Curved Sofa	1100/43.3	1070/42.2	2190/86.3	540/21.3	510/20.1	1670/65.8	-
3 Seater Curved Double Recliner Sofa	1100/43.3	1070/42.2	2190/86.3	540/21.3	510/20.1	1670/65.8	75/3.0
3 Seater Curved Double Recliner Sofa (Manual/Power)	1100/43.3	1070/42.2	2190/86.3	540/21.3	510/20.1	1670/65.8	75/3.0
3 Seater Curved Double Recliner Sofa with Headrest and Lumbar	1100/43.3	1070/42.2	2190/86.3	540/21.3	510/20.1	1670/65.8	75/3.0
Storage Footstool	415/16.4	555/21.9	705/27.8	-	-	-	-
Large Elevate Chair	1140/45.0	1020/40.3	950/37.5	510/20.0	510/20.0	480/19.0	320/12.5
Small Elevate Chair	1110/43.8	1020/40.3	900/35.5	490/19.3	510/20.0	430/17.0	300/11.8

All dimensions in mm/inches

H D W Seat Height Seat Depth Seat Width Clearance needed for full recline

Kingsbury



Kingsbury



Cover photo shown in: Cambridge Stone

Design


Function

- Innovative power headrest and lumbar support options.
- Shapely wing and sleek arm details.
- Full and sumptuous cushions deliver high backed comfort.
- Pad over chaise style recliner seats offer superb comfort.
- Choose from a range of beautiful fabrics and leathers to suit your style.
- Manual or power recliner options available for the ultimate relaxation.
- All power recliner options come with touch buttons and a USB charging port as standard.
- Handy storage footstool option available.
- Recliner and curved sofas are supplied in sections for ease of delivery.
- Recliner furniture is supplied on fixed feet only.
- Metal castors are available as a free option on static furniture only.
- Handcrafted in the UK with a 25-year timber frame and frame construction guarantee.
- Large and Small Elevate chair options available to suit the size of your space.



Contrast stitching options

Contrast stitching will appear on seat cushions, back cushions, front borders, and arms. Contrast stitching is optional for leather pieces only. There are 18 options for contrast stitching:



Cambridge Sky
Dark Grey stitching



Cambridge Olive
Beige stitching



Cambridge Sand
Sand stitching



Cambridge Chalk
Beige stitching



Cambridge Cloud
Dark Grey stitching



Cambridge Grey
Beige stitching



Cambridge Stone
Beige stitching



Cambridge Plaster
Beige stitching




Cambridge Putty
Beige stitching




Cambridge Taupe
Beige stitching




Cambridge Tan
Beige stitching




Cambridge Conker
Sand stitching




Cambridge Earth
Sand stitching



Cambridge Buffalo
Sand stitching




Cambridge Navy
Dark Grey stitching



Cambridge Petrol Blue
Dark Grey stitching



Cambridge Slate
Dark Grey stitching



Cambridge Black
Dark Grey stitching

Main cover and contrast stitching options can't be swapped. If contrast stitching is not selected, the furniture will be supplied with self-coloured stitching.

Kingsbury PRODUCT RANGE



3 Seater Sofa



3 Seater Curved Sofa



2 Seater Sofa



Armchair



Storage Footstool



3 Seater Double Recliner Sofa
(Manual/Power)



3 Seater Curved Double Recliner Sofa
(Manual/Power)



2 Seater Double Recliner Sofa
(Manual/Power)



Recliner Armchair
(Manual/Power)



Large Elevate Chair



3 Seater Double Recliner Sofa with
Headrest and Lumbar
(Power)



3 Seater Curved Double Recliner Sofa
with Headrest and Lumbar
(Power)



2 Seater Double Recliner Sofa with
Headrest and Lumbar
(Power)



Recliner Armchair with
Headrest and Lumbar
(Power)



Small Elevate Chair

All measurements are approximate and relate to the overall size of the item, including soft arm cushions where fitted and back cushions. All furniture supplied on glides, as standard. Single barrel castor option is available on static units only. Recliners are available in manual or power versions. Power recliner pieces have touch buttons with USB charging port. Power recliner pieces have the option of a headrest/lumbar support. Seat cushions are a chaise style fixed type. All seat cushions and back cushions are non-reversible. 2 seater recliner sofas are delivered in two sections which link together. 3 seater recliner sofas are delivered in three sections which link together. Our recliner furniture requires room to recline. Elevate chairs are supplied with castors as standard. Scatter cushions are available at extra cost. Contrast stitch is available on selected leathers. Please note: recliner furniture with headrest/lumbar functionality will require a purchase of two rechargeable power packs for remote operation. Please follow the instructions to ensure these are connected correctly.